




Statutory Declaration (Registration of Fittings)

TSK-1008

I. Declaration Information

I, Joel Feldman
Vice President, Engineering
(company title e.g. vice president, plant manager, chief engineer)
(must be in a position of authority in the manufacturing plant where the fitting is produced)
 of: Swagelok Company
(name of manufacturer)



located at: Headquarters: 29500 Solon Road Solon, Ohio 44139 USA
(Plant Address - Apt/Street) (City, Prov) (Postal Code)

do solemnly declare that the fittings listed hereinunder, which are subject to the **Saskatchewan Boiler and Pressure Vessel Safety Act** (check one)

- Comply with the requirements of ASME B31.1 and ASME B31.3 which specifies the dimensions, (title of recognized North American Standard) Materials of construction, pressure / temperature ratings and identification marking of the fittings, or
- Are not covered by the provisions of a recognized North American standard and are therefore manufactured to comply with _____ as supported by the attached data which identifies the dimensions, materials of construction, pressure / temperature ratings and the basis for such ratings, and the marking of the fittings for identification.

I further declare that the manufacturer of these fittings is controlled by a quality control program which has been verified by the following authority, BSI as being suitable for the manufacturer of these fittings to the stated standard. The fittings covered by this declaration, for which I seek registration, are Category A. Fitting



In support of this application, the following information, calculations and / or test data are attached:
ISO 9001:2015 Certificate, Attachment A, Attachment B, Catalog Information and other Support Documents

II. Declaration

DECLARED before me at Solon In the state of Ohio
 this, 14th day of March, 2019
Brenda Hammel (Signature)
Brenda Hammel (Signature of Commissioner of Oaths)

III. Office Use Only

To the best of my knowledge and belief, the application meets the requirements of the **Boiler and Pressure Vessel Safety Act** and CSA B51, Clause 4.2, and is accepted for registration in Category A
CSA-0A21487.56 (Registration Number) 01.23.2019 (Date Registered - MM DD YYYY) Jun. 10. 2029 (Expiry Date - MM DD YYYY)
 (For the Administrator / Chief Inspector) A. BANWATT



*Note: See the attachment for the scope of the registration.

Attachment B. Scope of Registration for Swagelok Alloy 400, (ASTM B164 / B564), Tube Fittings (Category A)

This document represents the scope of Swagelok Alloy 400 Tube Fittings covered by this submission for CRN approval. These Swagelok Tube Fittings have been evaluated in accordance with ASME B31.3 for unlisted components and ASME B31.1 for unlisted components.

Summary Table

Product Description or Series	Material	Port Connections and Sizes	Maximum Allowable Working Pressure		Design Code of Construction
			Up to 100°F	At maximum temperature	
Gaugeable Tube Fittings and Adapter Fittings	Alloy 400 (ASTM B164 / B564)	Swagelok tube fitting 1/8 - 1 inch 6mm - 25mm	See Table on Page 2	See Table on Page 2	ASME B31.3 (Unlisted Components)
		NPT Male 1/16 - 1 inch	9200-4400 psig	6900 - 3300 psig @ 800°F (426°C)	
		NPT Female 1/16 - 1 inch	5600-3700 psig	4200 - 2775 psig @ 800°F (426°C)	





Alloy 400 Swagelok Tube Fitting Pressure Rating Table

Swagelok End Connection Size	Maximum Allowable Working Pressure (1)	
	Up to 100°F	At maximum temperature 800°F (426°C)
1/8	10,100 psig	7575 psig
3/16	9500 psig	7125 psig
1/4	9500 psig	7125 psig
5/16	7300 psig	5475 psig
3/8	6100 psig	4575 psig
1/2	4400 psig	3300 psig
5/8	5600 psig	4200 psig
3/4	4600 psig	3450 psig
7/8	4500 psig	3375 psig
1"	4300 psig	3225 psig
6 mm	620 bar	465 bar
8 mm	450 bar	337.5 bar
10 mm	350 bar	262.5 bar
12 mm	290 bar	217.5 bar
14 mm	270 bar	202.5 bar
15 mm	330 bar	247.5 bar
16 mm	320 bar	240 bar
18 mm	300 bar	225 bar
20 mm	290 bar	217.5 bar
22 mm	310 bar	232.5 bar
25 mm	290 bar	217.5 bar

Note (1): Values based on thickest wall alloy 400 tubing per Swagelok Tubing Data Sheet MS-01-107.



JOF6

ATTACHMENT TO
C.R.N. CSA-0A21487.56

Signed: [Signature]

178 Rexdale Boulevard Toronto ON Canada M9W 1R3

THIS IS PART OF
GRN 0A21487.5

Technical Standards & Safety Authority
Boilers & Pressure Vessels
Safety Program

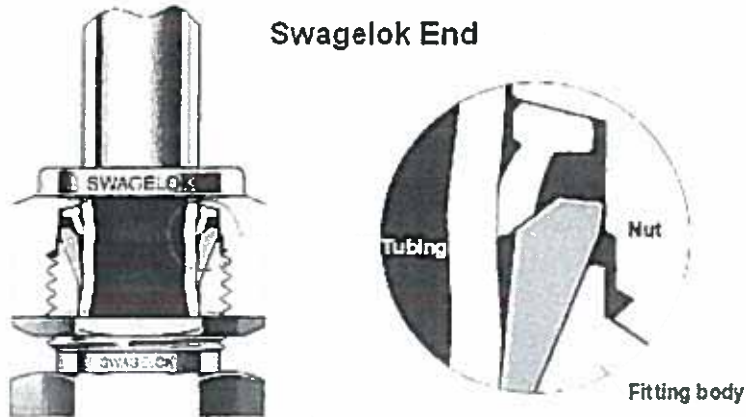
Swagelok

Canadian Registration Number Submittal #M-TUBEFIT-2019
Category A: Swagelok Monel Tube Fittings

March 14, 2019
Page 3 of 5

Product Description

Swagelok Fittings are furnished in a variety of configurations and shapes (straight, elbow, tee or cross). Swagelok Fittings consist of at least one Swagelok End – a proprietary two-ferrule mechanical-grip design. The "Configurations" section covers other available end connections.



THIS IS PART OF
CRN 0A21487.5



3 of 6

ATTACHMENT TO

C.R.N: CSA-0A21487.56

Signed: [Signature]

178 Havelock Boulevard, Toronto, ON Canada M9W 1R3

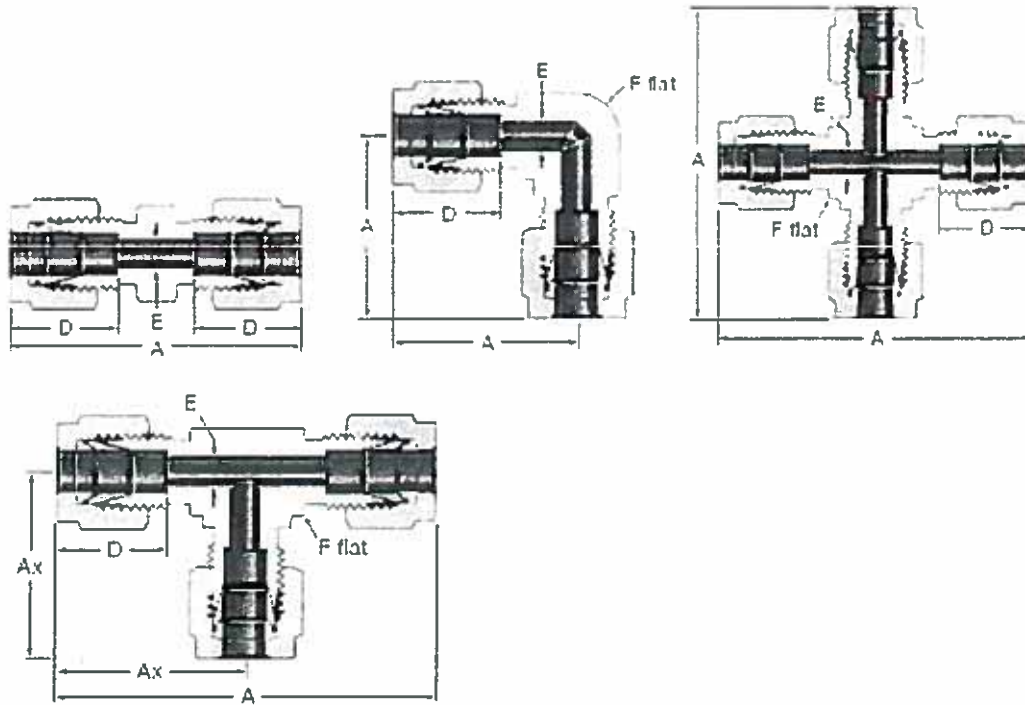
Swagelok

Canadian Registration Number Submittal #M-TUBEFIT-2019
Category A: Swagelok Monel Tube Fittings

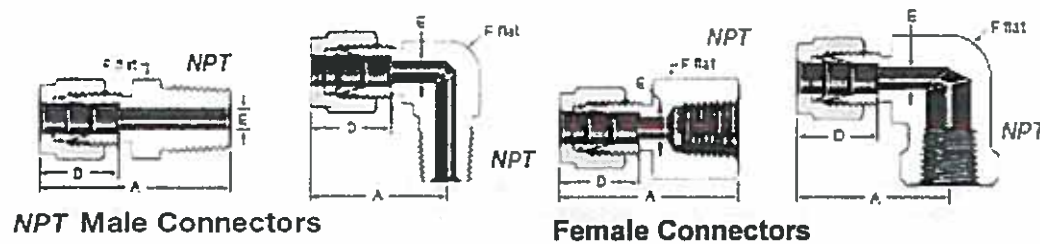
March 14, 2019
Page 4 of 5

Configurations

1. Unions.



2. Male and Female connectors / adapters.



4 OF 6

ATTACHMENT TO

C.R.N.: CSA-0A21487.56

Signed: [Signature]

178 Rexdale Boulevard, Toronto, ON Canada M9W 1R3

THIS IS PART OF
N 0A 21487.5
[Faint stamp text]

Product Options:

Some of the product options listed below affect the pressure-temperature ratings in the "Scope of Registration" section above, but in all cases the pressure ratings are the same or less than those shown in the table.

1. Tapered pipe threads (NPT) with sealant.
 - a. Curable resin with PTFE
 - b. PTFE tape
2. Bored through fittings
3. Plastic ferrules (Nylon, Teflon, Peek)

Additional options that do not affect pressure and/or temperature ratings may be made available within the scope of this approval. Examples of these would include the following:

1. Special marking
2. Special cleaning
3. Wire drills
4. bulkhead configurations
5. Snubbers/frits and orifice plates
6. Equivalent metric or fractional hex sizes

Other options, not shown above, with pressure/temperature ratings equal to or less than shown in the Summary Table or do not affect pressure/temperature ratings may be made available under the scope of this approval

Quality System

The Swagelok Company quality system complies with the requirements of ISO 9001:2015. The Swagelok Company maintains BSI Registration Number FM 01729, which applies to all locations listed on the Certificate.

References

The product catalog does not represent the full scope of the registration but rather details some of the most common options.

- Gaugeable Tube Fittings and Adapter Fittings MS-01-140 Rev. Y
- Swagelok Tubing Data Sheet MS-01-107, Rev Q



Attachment A. Swagelok Manufacturing Locations

This document lists the Swagelok locations where end item or component level manufacturing activities take place.

Swagelok Company 29500 Solon Road Solon, Ohio 44139 USA	Swagelok Company (Falon 1) 348 Bishop Road Highland Heights, Ohio 44143 USA
Swagelok Company (Highland) 318 Bishop Road Highland Heights, Ohio 44143 USA	Swagelok Company (Falon 2) 358 Bishop Road Highland Heights, Ohio 44143 USA
Swagelok Company (OFC) 29495 F.A. Lennon Drive Solon, Ohio 44139 USA	Swagelok Company (HPF) 6050 Cochran Road Solon, Ohio 44139 USA
Swagelok Company (Atlantic) 26651 Curtiss Wright Parkway Willoughby Hills, Ohio 44092 USA	Swagelok Company (Snow Metal) 6060 Cochran Road Solon, Ohio 44139 USA
Swagelok Company (Micro) 26653 Curtiss Wright Parkway Willoughby Hills, Ohio 44092 USA	Swagelok Company (Alfred) 29500 Ambina Drive Solon, Ohio 44139
Swagelok Hose Services Company (SHSC) 29900 Solon Industrial Parkway Solon, Ohio 44139	Swagelok Company (Strongsville) 15400 Foltz Road Strongsville, Ohio 44119
Swagelok (China) Fluid System Technologies Ltd. Changshu Export Process Zone Changshu Economic Development Zone Changshu, Jiangshu 215513 China	Swagelok Limited Ballafletcher Road Tromode IM4 4RA Isle of Man



60F6
0A21487.5

ATTACHMENT TO
C.R.N. CSA-0A21487.56
Signed: [Signature]
100 The Mile Boulevard Toronto, ON Canada M9W 1R3

Received
 Date: _____
 Name: _____